



VENTO EXPERT A50-1 PRO & A50-1 PRO S W


Single Room Heat & Energy Recovery Units




- Arrangement of efficient energy saving, supply and exhaust, single-room ventilation in apartments, houses, cottages, social and commercial environments.
- Reduces heat loss by mixing outside and inside air.
- Wi-Fi communication between several single-room ventilation units for coordinated operation. Controlled by Android or IOS smartphone or tablet.



DESIGN



Integrated automatic air shutters prevent air back drafting.



Innovative hexagonal structure of the heat exchanger cells provides the best regeneration efficiency on the market.



Easy maintenance. Indoor unit is opened by pressing the latches on both sides.



The specially designed front panel can be closed manually to ensure 100% air tightness and protect against wind.



- Speed
- Ventilation mode
- Energy recovery mode
- Night timer : Low speed for 8 hours
- Party timer: High speed for 4 hours



Built-in Wi-Fi for wireless communication between units and Android or iOS device control.

SPECIFICATIONS

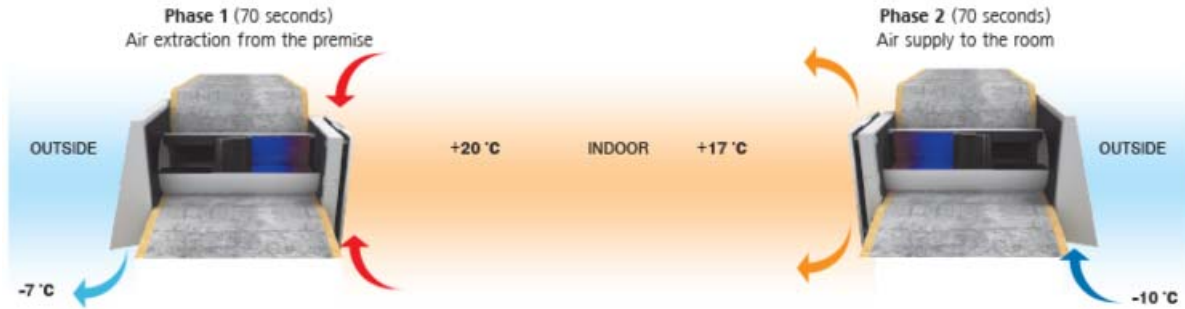
MODEL	SPEED	VOLTAGE	POWER (W)*	CURRENT (A)	RPM (MIN.)	CFM		TEMP. OF TRANSPORTED AIR (F)	FILTER	SONES		RECOVERY EFFICIENCY (%)	INGRESS PROTECTION RATING
						AIRING MODE	ENERGY RECOVERY MODE			@ 3.3 FT	@ 9.9 FT		
VENTO EXPERT A50-1 PRO / A50-1 PRO S W	1	100-230	4.5	0.035	800	9	4.5	-22 to +122	MERV 7	0.6	0.3	97	IP24
	2		5.08	0.040	1300	18	9			1.0	0.5	90	
	3		7.06	0.059	1900	29	14.5			1.2	0.6	82	

Recovery efficiency [%] in accordance with DIBt LÜ-A 20

VENTO EXPERT A50-1 PRO & A50-1 PRO S W

Single Room Heat & Energy Recovery Units

WINTER OPERATION



- Warm stale air is extracted from inside, flows through the ceramic core and transfers its heat energy and moisture to it.
- As the ceramic core gets warmed up, the unit switches to the supply mode.

- Clean cold intake air flows through the core and absorbs accumulated heat and humidity.
- When the ceramic core is cooled down, the unit switches to the extract air mode.

CONTROL

The units can be connected by Wi-Fi for synchronized operation. The Vento Expert A50-1 W unit can be connected to a laptop for advanced settings:

- Master or slave
- Supply or exhaust operation in ventilation mode
- Connection through a Wi-Fi router or directly to a smartphone.

The unit is equipped with a humidity sensor for indoor humidity control. Connection of the units in series ensures balanced ventilation. First unit in the chain becomes the master. Ventilation mode of the entire system can be controlled by means of the control panel on the master unit. A signal from the remote control is received by the master unit only.

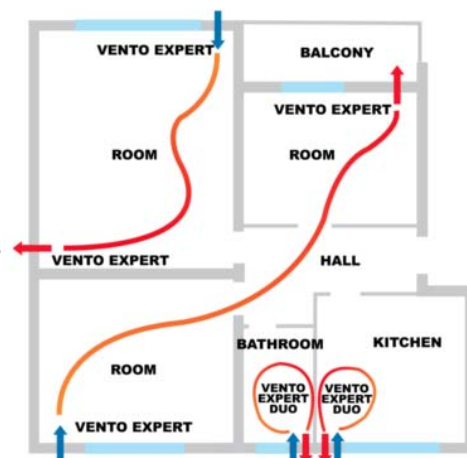


MOUNTING

- The unit is designed for through-the-wall installation inside a prepared hole in an outer wall of the building.
- The best ventilation solution is pairwise installation of reverse phase connected units. Some units ensure supply of fresh air to the room and the other units extract air from the premise. This way the most efficient balanced ventilation is arranged.

In new construction the units are mounted in two stages:

- Pre-installation at the stage of the indoor finishing and outer decorative wall finishing. It includes installation of an air duct, an outer ventilation hood and cable installation
- Completion of the installation before commissioning of a house. It includes installation of the indoor unit with controller and shutters, the cartridge, the regenerator, the fan and the filters.



DIMENSIONS

