



FEATURES

- Spindle and PVC panels available in all sizes suitable for sows, finishing, nursery and farrowing.
- Penning configurations can be modified to meet the needs of the facility.
- Standard galvanized vertical spindle penning is available for both sows and finisher pigs.
 - Sow spindles use 5/8" rod, 4.25" OC.
 - Finisher spindles are 1/2" rod, 4" OC.
- Spindle penning shows animals well and allows for excellent ventilation.
 - Durable, galvanized, animal friendly design.
 - Variety of accessories available.
 - Horizontal is available by special request.
- Core plank PVC penning is durable and is adjustable by cutting to length on-site.
 - Available in 6m and 2.4m lengths.
 - Other lengths in increments of 1.2m available by special request.



CANARM LTD. - Corporate Office
PO Box 367 2157 Parkedale Ave.,
Brockville, ON
Canada K6V 5V6
Tel: (613) 342-5424 Fax: 1-800-263-4598

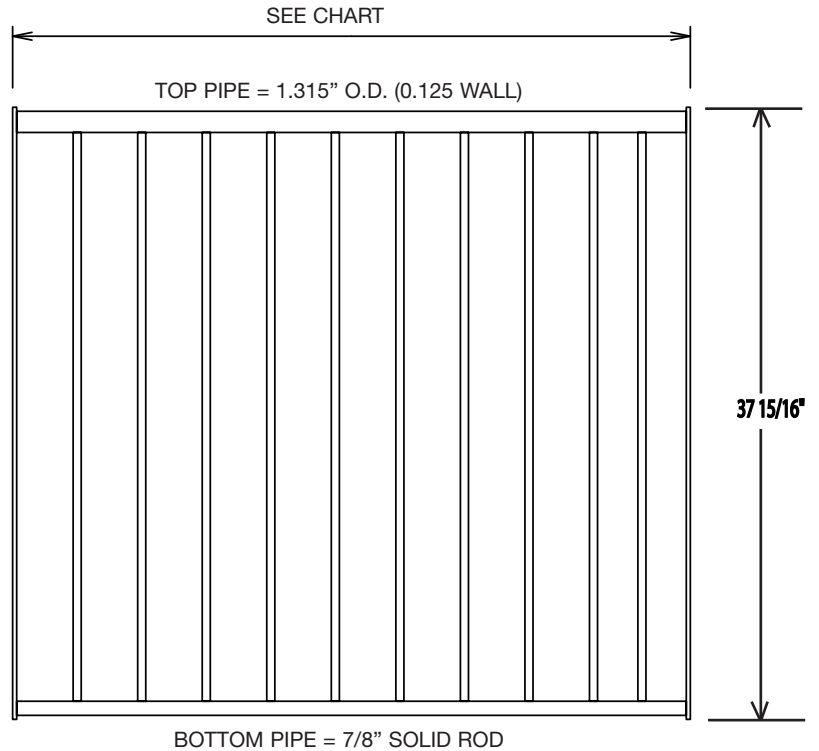
Arthur Manufacturing Facility
#7686 Concession 16, RR 4
Arthur, ON
Canada N0G 1A0
Tel: (519) 848-3910 Fax: (519) 848-3948

Montréal Warehouse
2555 Rue Bernard Lefebvre
Laval, QC
Canada H7C 0A5
Tel: (450) 655-2535 Fax: (450) 665-0910

CANARM LTD. - USA Warehouse
808 Commerce Park Drive
Ogdensburg, New York,
USA 13669
Tel: 1-800-267-4427 Fax: 1-800-263-4598

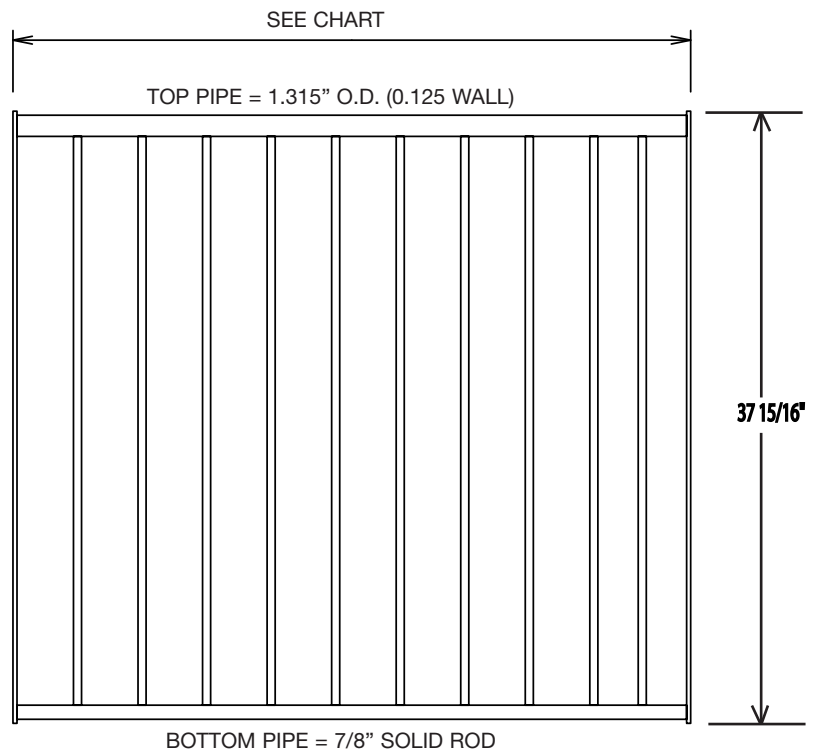
FINISHER SPINDLE PANELS - 41 1/4" FINISHED HEIGHT

PART NUMBER	DESCRIPTION
2011V42-42	42" GALV FINISHER PANEL, 1/2" ROD
2011V42-48	48" GALV FINISHER PANEL, 1/2" ROD
2011V42-54	54" GALV FINISHER PANEL, 1/2" ROD
2011V42-60	60" GALV FINISHER PANEL, 1/2" ROD
2011V42-66	66" GALV FINISHER PANEL, 1/2" ROD
2011V42-72	72" GALV FINISHER PANEL, 1/2" ROD
2011V42-78	78" GALV FINISHER PANEL, 1/2" ROD
2011V42-84	84" GALV FINISHER PANEL, 1/2" ROD
2011V42-90	90" GALV FINISHER PANEL, 1/2" ROD
2011V42-96	96" GALV FINISHER PANEL, 1/2" ROD
2011V42-102	102" GALV FINISHER PANEL, 1/2" ROD
2011V42-108	108" GALV FINISHER PANEL, 1/2" ROD
2011V42-114	114" GALV FINISHER PANEL, 1/2" ROD
2011V42-120	120" GALV FINISHER PANEL, 1/2" ROD



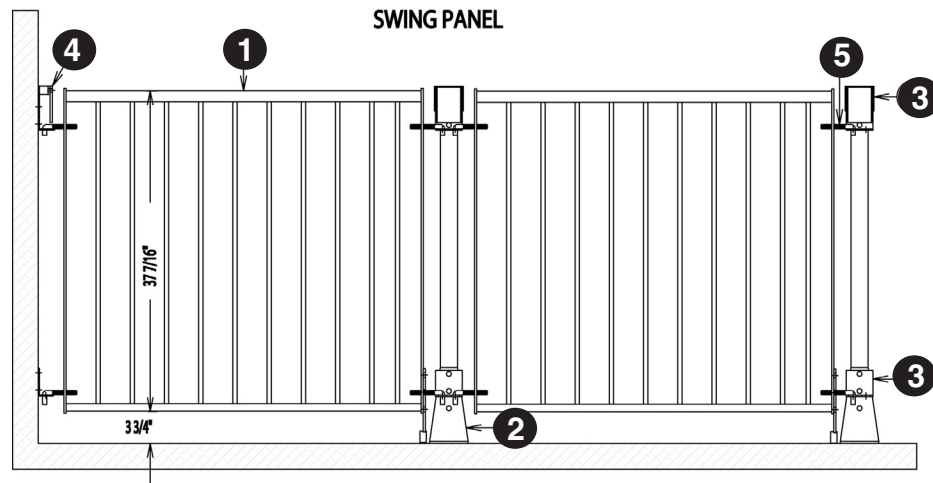
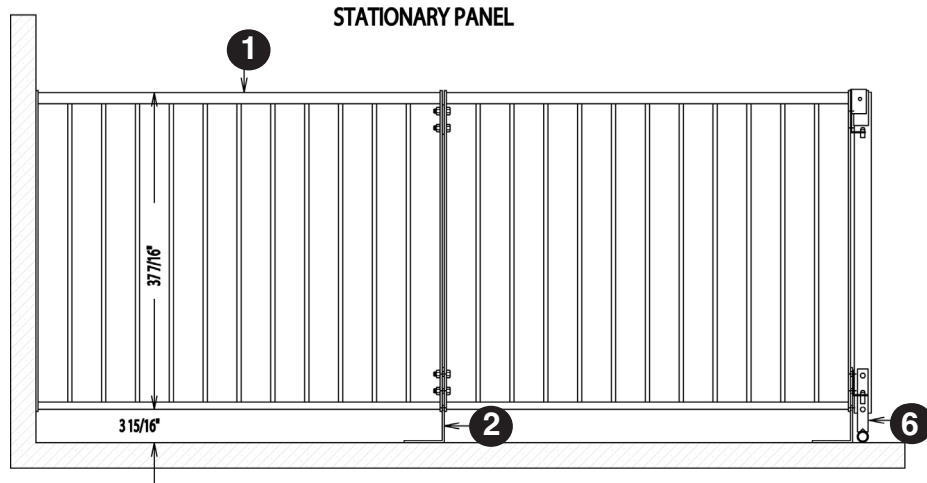
SOW SPINDLE PANELS - 41 1/4" FINISHED HEIGHT

PART NUMBER	DESCRIPTION
2012V42-42	42" GALV SOW PANEL, 5/8" ROD
2012V42-48	48" GALV SOW PANEL, 5/8" ROD
2012V42-54	54" GALV SOW PANEL, 5/8" ROD
2012V42-60	60" GALV SOW PANEL, 5/8" ROD
2012V42-66	66" GALV SOW PANEL, 5/8" ROD
2012V42-72	72" GALV SOW PANEL, 5/8" ROD
2012V42-78	78" GALV SOW PANEL, 5/8" ROD
2012V42-84	84" GALV SOW PANEL, 5/8" ROD
2012V42-90	90" GALV SOW PANEL, 5/8" ROD
2012V42-96HD	HD 96" GALV SOW PANEL, 5/8" ROD
2012V42-102HD	HD 102" GALV SOW PANEL, 5/8" ROD
2012V42-108HD	HD 108" GALV SOW PANEL, 5/8" ROD
2012V42-114HD	HD 114" GALV SOW PANEL, 5/8" ROD
2012V42-120HD	HD 120" GALV SOW PANEL, 5/8" ROD



NOTE: FOR SOW PANELS 96" OR GREATER
TOP PIPE IS HEAVY DUTY (1.660" O.D. - 0.140 WALL)

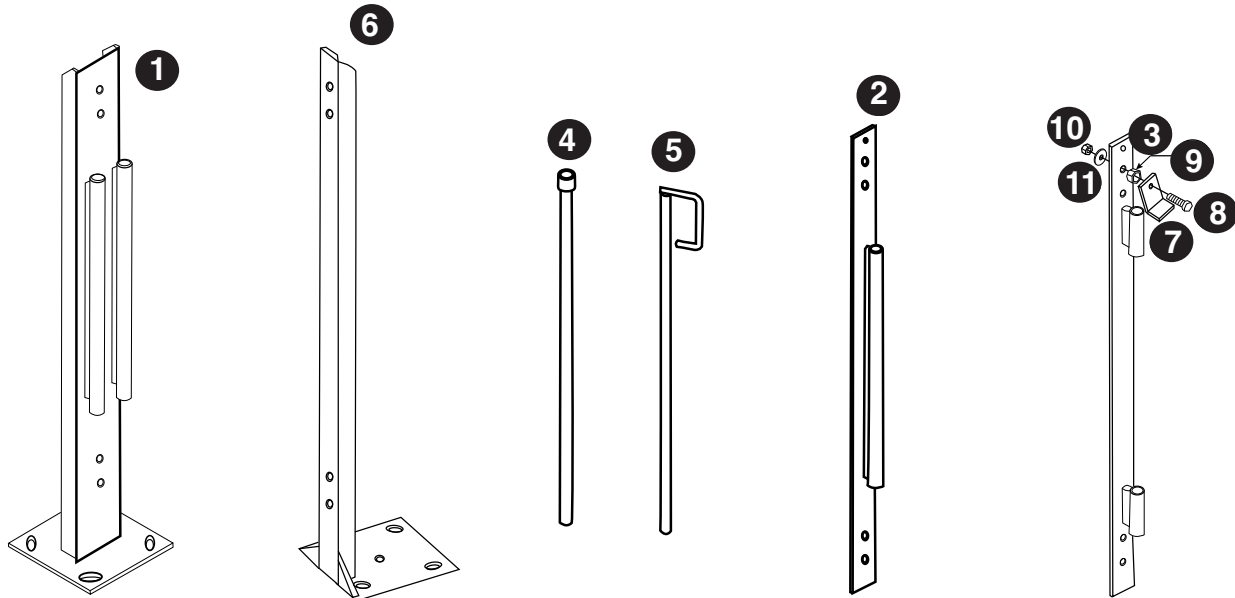
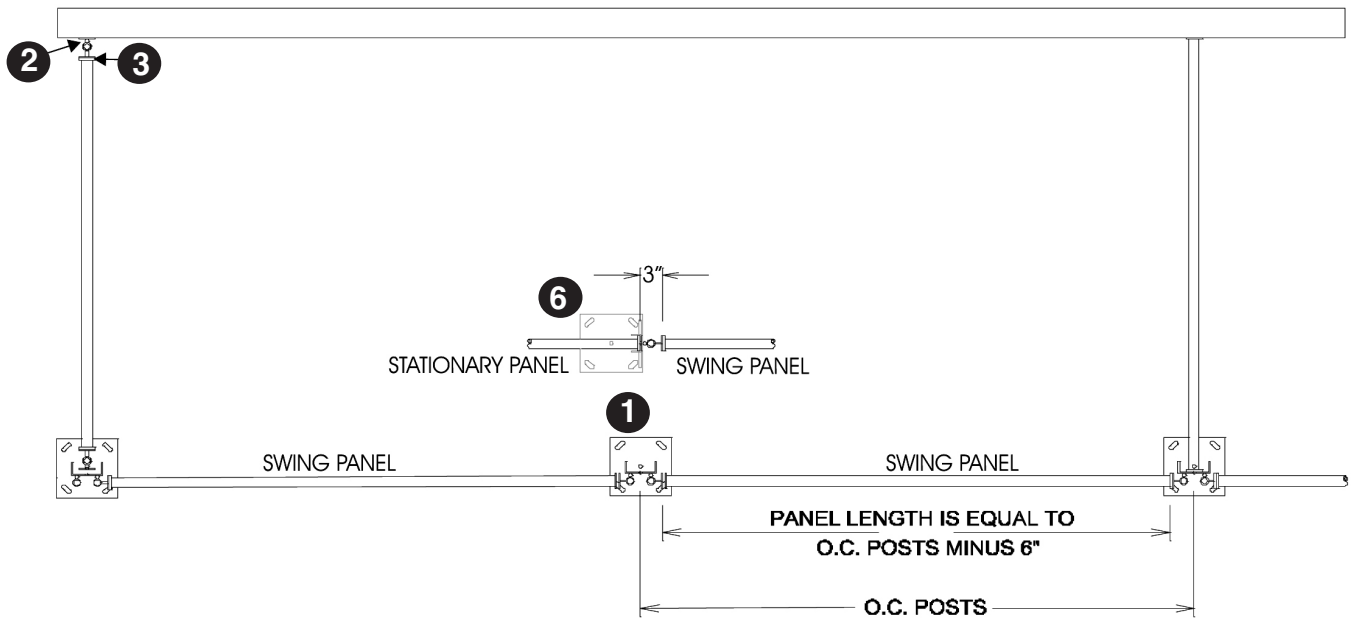
ASSEMBLY



ILLUS.	DESCRIPTION	PART NUMBER
1	42" LG. SPINDLE PANEL/VT/GALV. 35" ROD 4" OC	2011V42-42
2	LEG PKG./PANEL/BOX OF 5 (STAINLESS)	2013306-5
3	QUICK LATCH PKG./BOX OF 4 (GALV.)	2010300-4
4	WALL MOUNT FLIPPER LATCH + GUARD ANGLE/BOX OF 4	2010350-4
5	SWING HOOK PKG. c/w HARDWARE/BOX OF 5	2010340-5
6	SWING PANEL & SUPPORT & BOLT	2013309

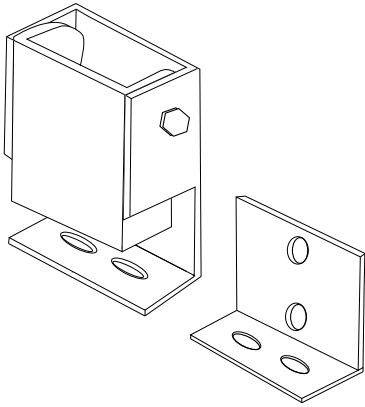
PART NUMBER	DESCRIPTION
2082215-240	NURSERY PLASTIC - 1 1/2" X 30" X 20' LENGTHS
2082215-288	NURSERY PLASTIC - 1 1/2" X 30" X 24' LENGTHS
2012215DR-20	3/4" X 20' PVC DROP ROD - 20' LENGTHS (10 PER BUNDLE)
2012216DR-EYE	DROP ROD - SCREW EYE 7/16" X 3/8", 1 1/8" ID EYE (ZINC)
WAS3/8-11/2SS	3/8" X 1 1/2" SS FENDER WASHER
BOL1/4-2HSS	1/4" X 2" SS HEX BOLT
BOL1/4-21/4HSS	1/4" X 2 1/4" SS HEX BOLT
NUT1/4LSS	1/4" SS LOCK NUT
WAS1/4SS	1/4" SS WASHER

ASSEMBLY

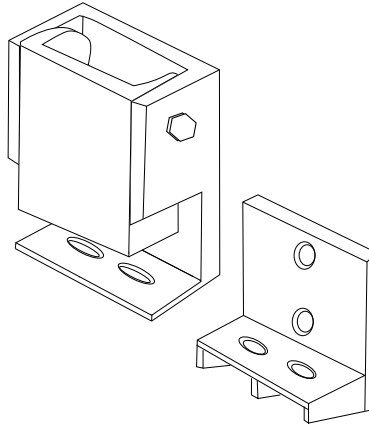


ILLUS.	DESCRIPTION	PART NUMBER	PKG. NAME	NOTES
1	DOUBLE SWING CHANNEL POST 41" LG	2013312		• PANEL HINGE STRAP (2 SLEEVES) SHOULD ALWAYS BE BOLTED TO PANEL. NOT WALL OR POST.
2	PANEL/WALL HINGE STRAP	2010312		
3	PANELHINGE STRAP (2 SLEEVES)	2010314		
4	3/4" X 30" PIN FOR PANEL HINGE STRAP	2010313		
5	5/8" PIN 27" LG WITH HANDLE	2010314-P		
6	GALV. CHANNEL POST 41" LG + PLATE & GUSSET	2013310		
7	FLIPPER	N/A	FLIPPER + HDW/PIN PANEL (2010313-F)	• FLIPPER SHOULD BE MOUNTED ON THIS BRACKET AS WELL
8	3/8" X 1 3/4" HEX BOLT	BOL3/8-13/4H		
9	3/8" FLANGE NUT	NUT3/8FL		
10	3/8" NYLON LOCK NUT	NUT3/8N		
11	3/8" FLAT WASHER	WAS3/8		

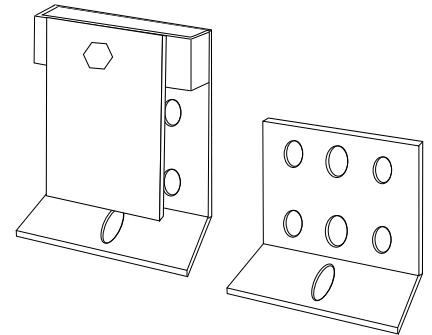
2010300-4
GALV. QUICK LATCH
(BOX OF 4)



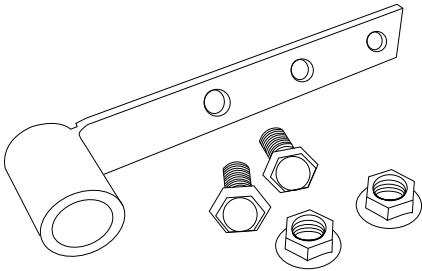
2010320-4
PLASTIC QUICK LATCH
(BOX OF 4)



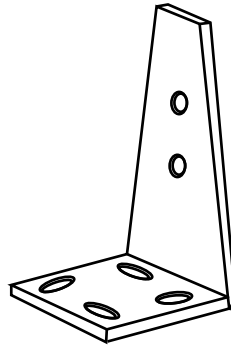
2010350-4
GALV. FLIPPER LATCH
(BOX OF 4)



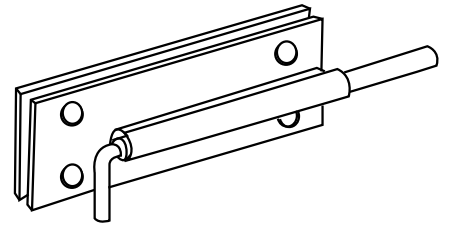
2013309
SWING PANEL
SUPPORT + BOLT



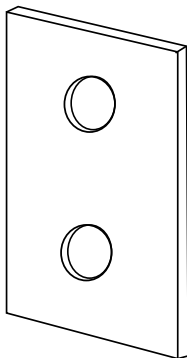
2013306-5
STAINLESS LEG
(BOX OF 5)



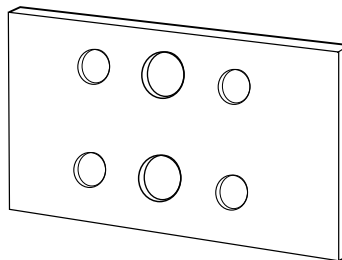
2010315
SPRING LATCH
PKG + BACKER PLATE



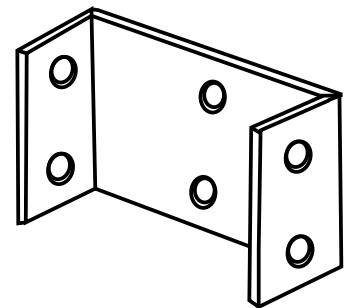
2010304-10
PANEL SPACER + HDW
(BOX OF 10)



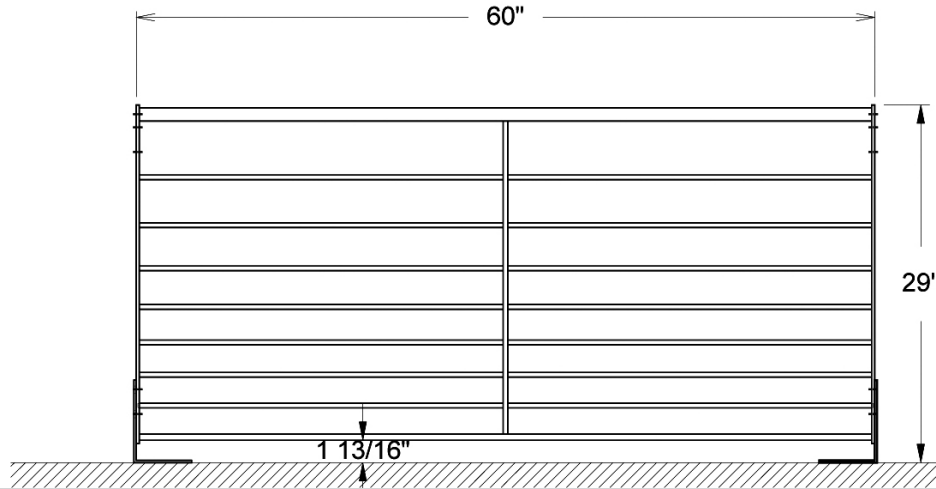
2010351-4
BACKER PLATE + HDW
(BOX OF 4)




2010345-4
3-WAY/4-WAY BRACKET PKG
(BOX OF 4)



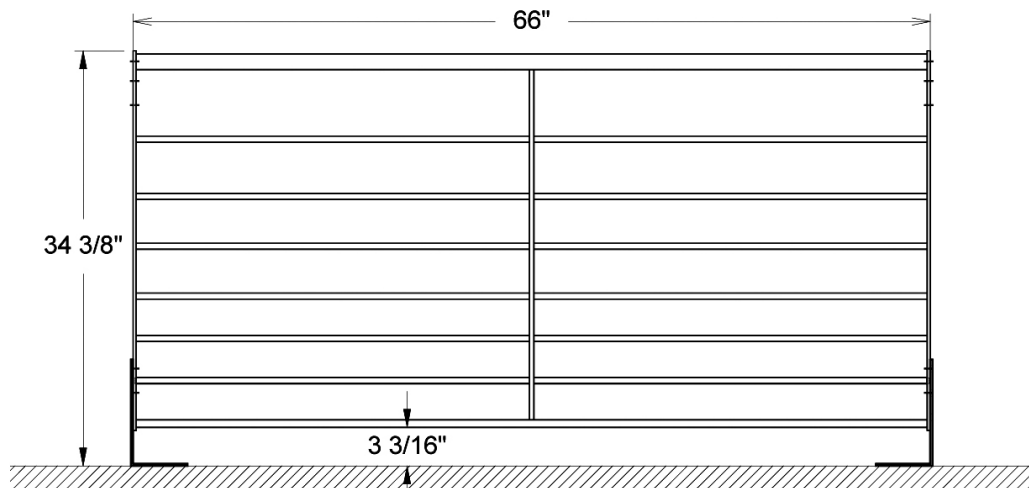
NURSERY PANEL (SPEH29-60 SHOWN) (15 LBS - 70 LBS)



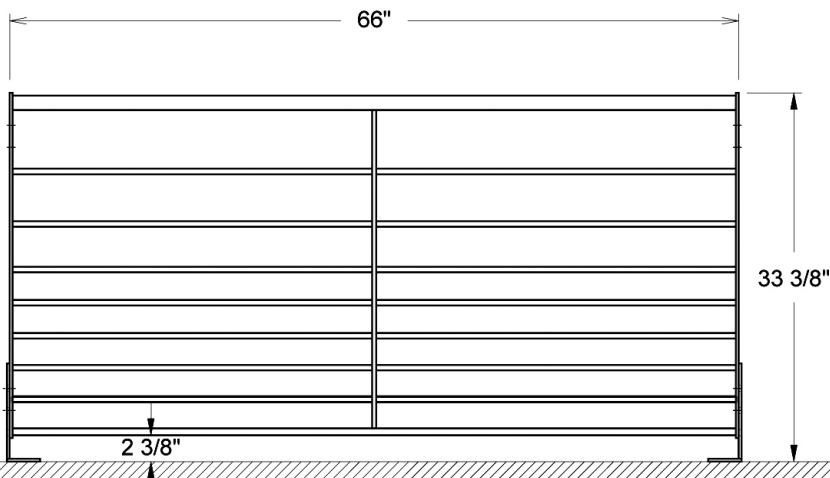
**CALL FOR SIZES
AND PRICING**



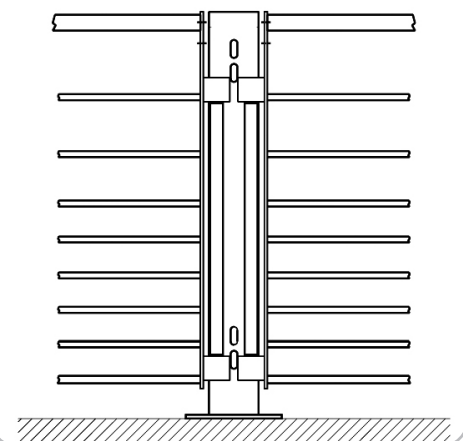
FINISHER PANEL (SPEH33-66) (60 LBS - 240 LBS)



**WEAN TO FINISH PANEL (SPEWFH33-66)
(15 LBS - 240 LBS)**



HINGE PIN SYSTEM





FEATURES

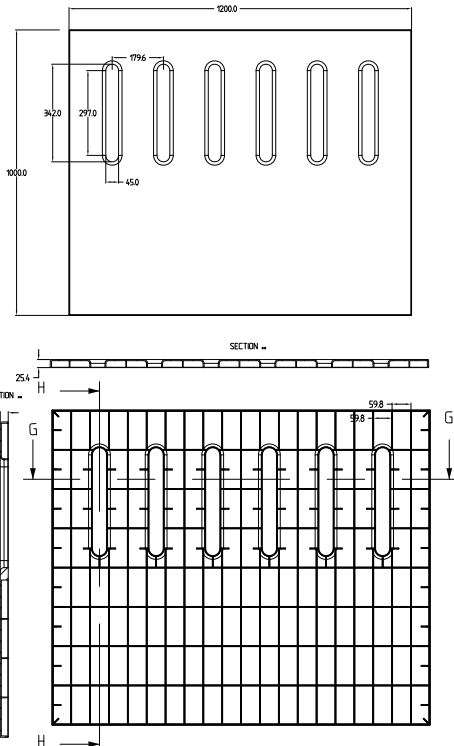
- Fully sealed internal cell structure.
- 2" (50 mm) thick x 39.5" (1000 mm) high.
 - Standard stock - 6 m lengths (approx. 19.75').
 - Alternative lengths available by request - 4.8 m (approx. 15.75'), 3.6 m (approx. 11.75'), 2.4 m (approx. 94.5").
 - Alternative heights available by request - 900 mm & 850mm high.
- Available in white vented and white non-vented.
- SS posts and hardware available on request.

SPECIFICATIONS

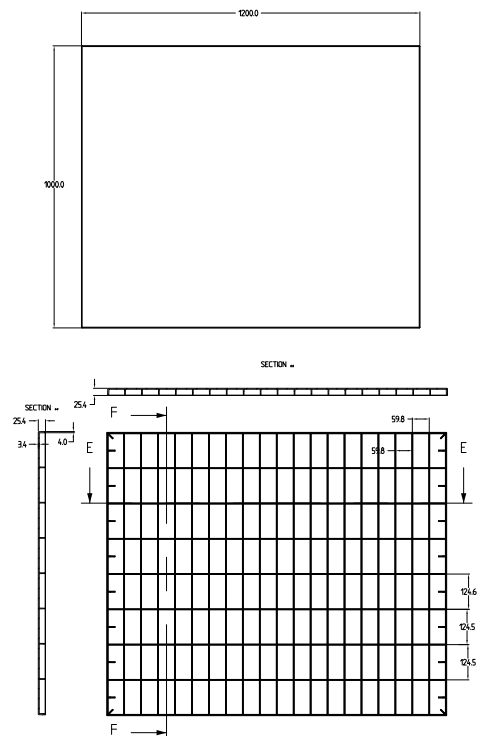
PART	DESCRIPTION
2209395-237	6M WHITE PLASTIC PANEL, 50MM X 1000MM (2" X 39.5" X 237" LG)
2209395V-237	6M WHITE PLASTIC VENTED PANEL, 50MM X 1000MM (2" X 39.5" X 237" LG)

NOTE: Special pricing is available for full containers.

VENTED - INSIDE VIEW



NON-VENTED - INSIDE VIEW



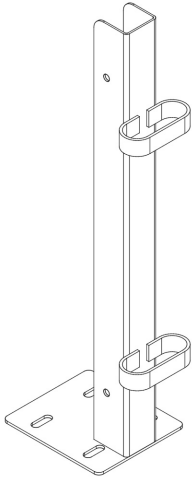
CANARM LTD. - Corporate Office
PO Box 367 2157 Parkedale Ave.,
Brockville, ON
Canada K6V 5V6
Tel: (613) 342-5424 Fax: 1-800-263-4598

Arthur Manufacturing Facility
#7686 Concession 16, RR 4
Arthur, ON
Canada N0G 1A0
Tel: (519) 848-3910 Fax: (519) 848-3948

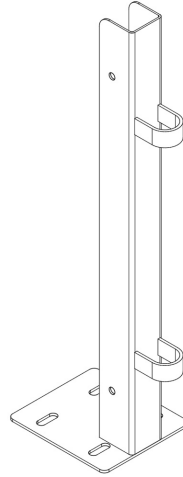
Montréal Warehouse
2555 Rue Bernard Lefebvre
Laval, QC
Canada H7C 0A5
Tel: (450) 655-2535 Fax: (450) 665-0910

CANARM LTD. - USA Warehouse
808 Commerce Park Drive
Ogdensburg, New York,
USA 13669
Tel: 1-800-267-4427 Fax: 1-800-263-4598

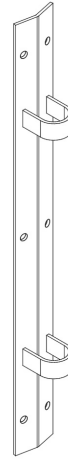
2062004
20" SS FRONT LOOP POST
2 DOUBLE LOOPS



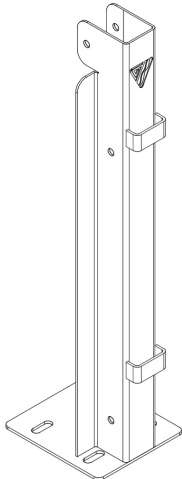
2062003
20" SS FRONT LOOP POST
2 SINGLE LOOPS



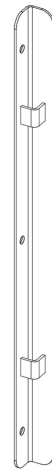
2062005
20" SS WALL LOOP BRACKET



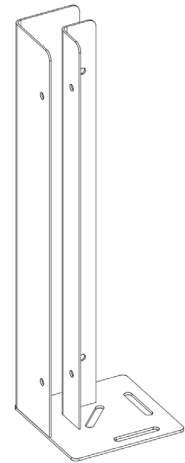
2062010-FLP
20" SS FRONT LOOP POST
FOR HOOKS



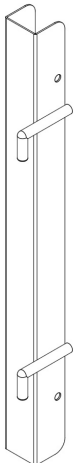
2062010-WLB
20" SS WALL LOOP BRACKET
FOR HOOKS



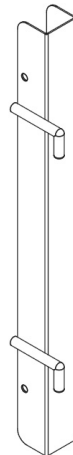
2062007
20" SS CORNER POST



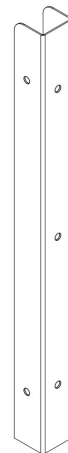
2062010-END-L
20" SS GATE ENDS WITH HOOKS
(LEFT)



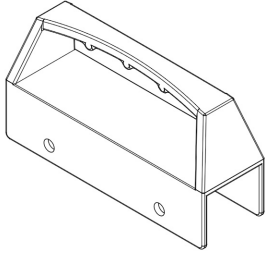
2062010-END-R
20" SS GATE ENDS WITH HOOKS
(RIGHT)



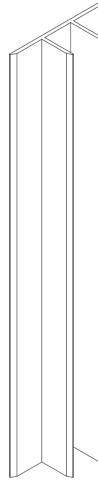
2062006-16
20" SS REAR WALL CHANNEL



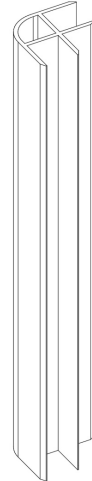
2060370-HANDLE
PLASTIC GATE HANDLE



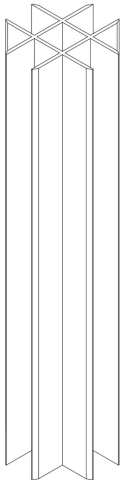
2060370-U
20" PVC SIDE MOUNT U-CHANNEL



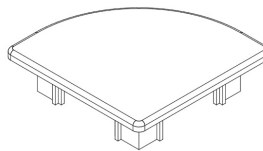
2060370-C
20" PVC CORNER CHANNEL



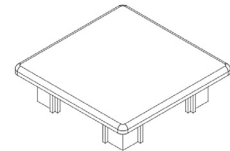
2060370-Q
20" PVC QUAD CHANNEL



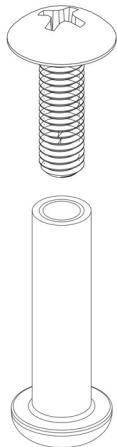
2060370-TT
TRIANGLE TOP FOR
PVC CORNER CHANNEL



2060370-ST
SQUARE TOP FOR
PVC QUAD CHANNEL



2060370-TORX
SS TORX SET SCREWS
FOR 35-40MM

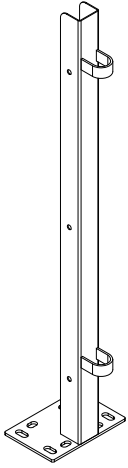


PART NUMBER

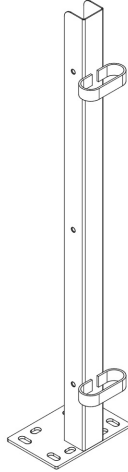
DESCRIPTION

2060370-240	1 3/8" NORLOCK CREEP PLASTIC - 20" X 20' LENGTHS
2060370-288	1 3/8" NORLOCK CREEP PLASTIC - 20" X 24' LENGTHS
2060370-2450	35MM X 500MM X 2450MM LG PLASTIC CREEP PLANK
2060395-240	7/8" CREEP PLASTIC - 20" X 20' LENGTHS
2060395-288	7/8" CREEP PLASTIC - 20" X 24' LENGTHS
2060360-U	1 3/8" X 20' PVC U-CHANNEL
2082215-DRE-10	1 1/2" X 10' PVC DROP ROD END
2012215DR-20	3/4" X 20' PVC DROP ROD
2012216DR-EYE	DROP ROD - SCREW EYE 7/16" X 3/8", 1 1/8" ID EYE (ZINC)
WAS3/8-11/2SS	3/8" X 1 1/2" SS FENDER WASHER
91B1/4-2	1/4" X 2" SS HEX BOLT
91B1/4-21/4	1/4" X 2 1/4" SS HEX BOLT
91N1/4L	1/4" SS LOCK NUT
WAS1/4SS	1/4" SS WASHER
2100120-20	T-BOLT 2" LG (BOX OF 20)

2083001
30" SS FRONT LOOP POST
2 SINGLE LOOPS



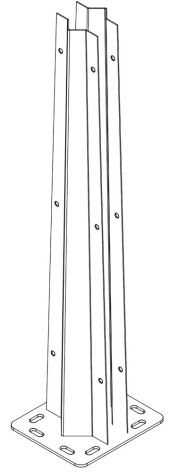
2083002
30" SS FRONT LOOP POST
2 DOUBLE LOOPS



2083006
30" SS WALL LOOP
BRACKET



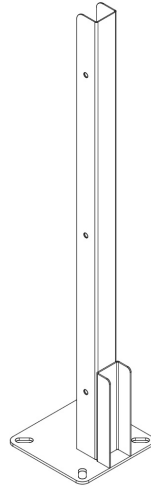
2083005
30" SS STIFFENER POST
(IN-LINE)



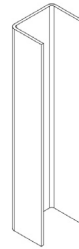
2083007
30" SS REAR WALL CHANNEL



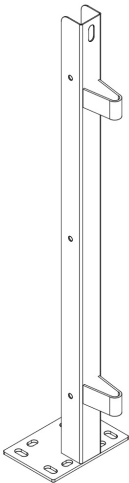
2083008
30" SS SLIDE-IN FEEDER POST



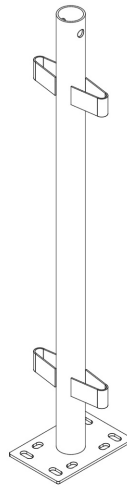
2083008-FC
6" SS FEEDER CHANNEL
(USE WITH 2083008)



2083003
30" SS FEEDER POST
PIN-IN



2083003-DBL
30" SS FEEDER POST
DOUBLE SIDED, PIN-IN



2083003-WALL
30" SS FEEDER POST
WALL MOUNT, PIN-IN



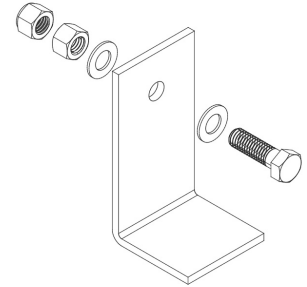
2080205
SS NURSERY FEEDER BRACKET
(BOLT-ON)



2080315PIN
GALVANIZED PIN
FOR PIN-IN PACKAGE




2083003FL
FLIPPER KIT FOR PIN-IN PACKAGE



2082215-DRE-10
1 1/2" x 10' PVC DROP END ROD -
10' LENGTHS (5 PER BUNDLE)



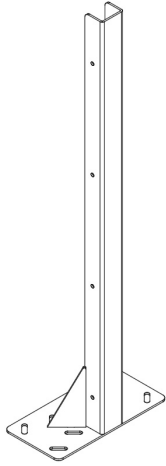
2100120-20
T-BOLT 2" LG. (BOX OF 20)



PART NUMBER	DESCRIPTION
2082215-240	NURSERY PLASTIC - 1 1/2" X 30" X 20' LENGTHS
2082215-288	NURSERY PLASTIC - 1 1/2" X 30" X 24' LENGTHS
2082215-DRE-10	1 1/2" PVC DROP-ROD END - 10' LG
2012215DR-20	3/4" X 20' PVC DROP ROD - 20' LENGTHS (10 PER BUNDLE)
2012216DR-EYE	DROP ROD - SCREW EYE 7/16" X 3/8", 1 1/8" ID EYE (ZINC)
WAS3/8-11/2SS	3/8" X 1 1/2" SS FENDER WASHER
BOL1/4-2HSS	1/4" X 2" SS HEX BOLT
BOL1/4-21/4HSS	1/4" X 2 1/4" SS HEX BOLT
NUT1/4LSS	1/4" SS LOCK NUT
WAS1/4SS	1/4" SS WASHER

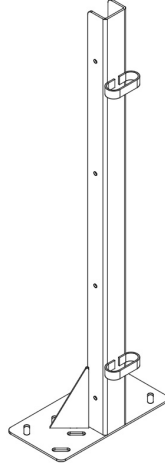
2403820

39.5" HD SS CHANNEL POST
NO LOOPS



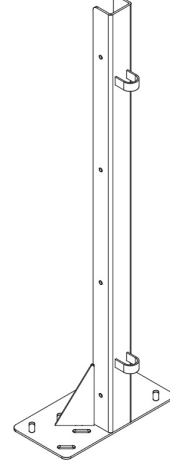
2403820-2DBL

39.5" HD SS FRONT CHANNEL POST
2 DOUBLE LOOPS



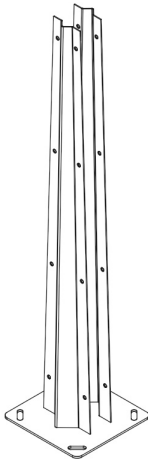
2403821-2SGL

39.5" HD SS FRONT CHANNEL POST
2 SINGLE LOOPS



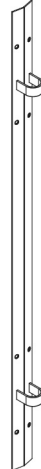
2403807

37" SS STIFFENER POST
(14GA)



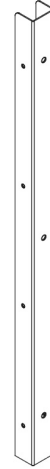
2403822-2SGL

39.5" SS WALL LOOP BRACKET
2 SINGLE LOOPS



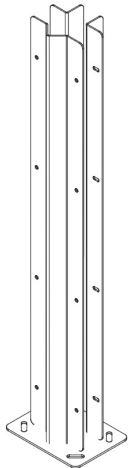
2403823-14

39.5" SS REAR WALL CHANNEL
(14GA)



2403824

39.5" SS T-WALL POST WITH PLATE
(11 GA)



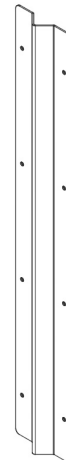
2403824-ANG

39.5" SS ANGLE FOR T-WALL POST
(11 GA, 2 PER POST)

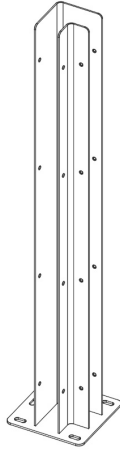


2403824-END

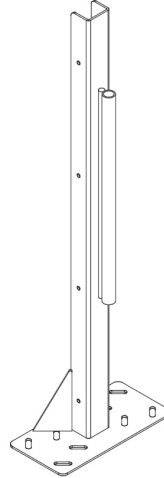
39.5" SS FRONT PLATE FOR T-WALL
(11 GA)



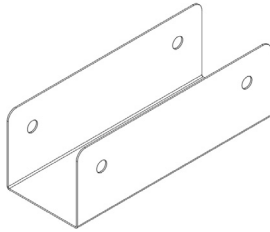
2403825
39.5" SS CORNER POST
(11 GA)



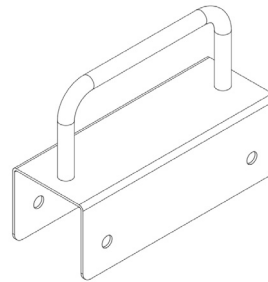
2403826
39.5" HD SS CHANNEL POST
PVC TO SPINDLE



2403818
SS SKID PLATE
2" X 6" (20 GA)



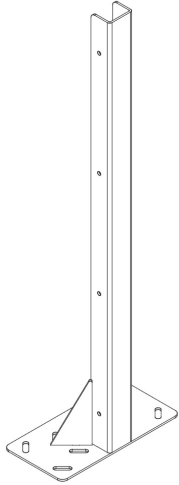
2403819
SS GATE HANDLE
2" X 6" (20 GA)



PART NUMBER	DESCRIPTION
2209395-237	SOLID CORE PLANK - 6M LENGTH (50MM X 1000MM TALL)
2209395V-237	VENTED CORE PLANK - 6M LENGTH (50MM X 1000MM TALL)
2209395-94.5	SOLID CORE PLANK - 2.4M LENGTH (50MM X 1000MM TALL)
2209395V-94.5	VENTED CORE PLANK - 2.4M LENGTH (50MM X 1000MM TALL)
2209228-DRE	2" X 20' PVC DROP ROD END - 20' LENGTHS (5 PER BUNDLE)
2012215DR	3/4" X 20' PVC DROP ROD - 20' LENGTHS (10 PER BUNDLE)
2012216DR-EYE	DROP ROD - SCREW EYE 7/16" X 3/8", 1 1/8" ID EYE (ZINC)
WAS3/8-11/2SS	3/8" X 1 1/2" SS FENDER WASHER
BOL1/4-21/4HSS	1/4" X 2 1/4" SS HEX BOLT
BOL1/4-2HSS	1/4" X 2" SS HEX BOLT
BOL1/4-23/4HSS	1/4" X 2 3/4" SS HEX BOLT
NUT1/4LSS	1/4" SS LOCK NUT
WAS1/4SS	1/4" SS WASHER

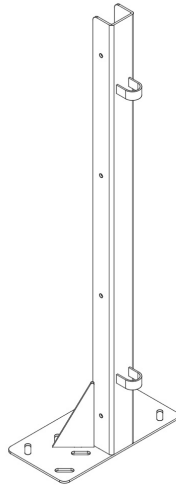
2403800

38" HD SS POST
NO LOOPS (8 GA)



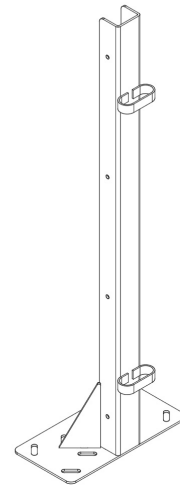
2403800-2SGL

38" HD SS FRONT LOOP POST
2 SINGLE LOOPS (8 GA)



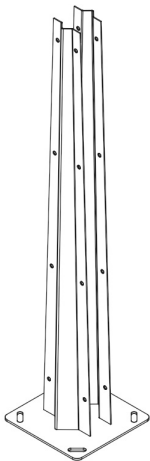
2403800-2DBL

38" HD SS FRONT LOOP POST
2 DOUBLE LOOPS (8 GA)



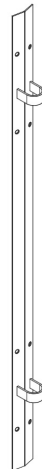
2403807

37" SS STIFFENER POST
(14 GA)



2403808

38" SS WALL LOOP BRACKET
(14 GA)



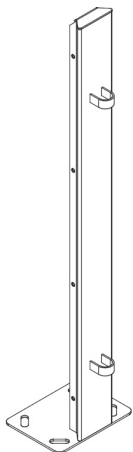
2403809

38" SS REAR WALL CHANNEL
(14 GA)



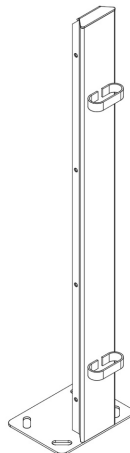
2403801

38" SS FORMED FRONT LOOP POST
2 SINGLE LOOPS (14 GA)




2403802

38" SS FORMED FRONT LOOP POST
2 DOUBLE LOOPS (14 GA)

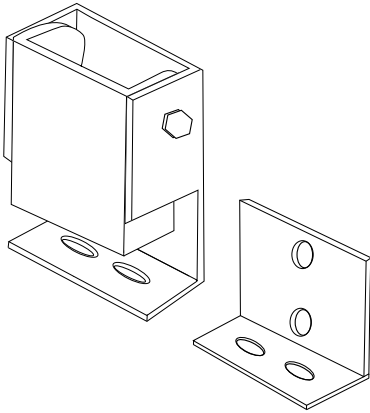


2403805

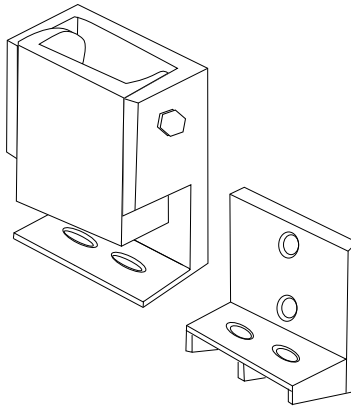
38" SS FORMED POST
NO LOOPS (14 GA)



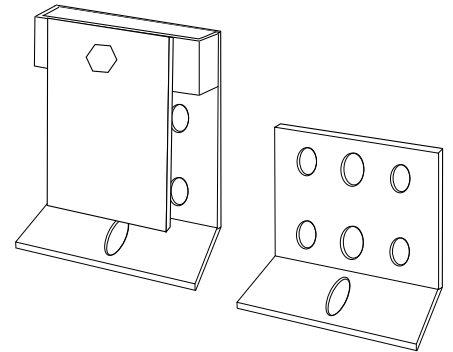
2010300-4
GALV. QUICK LATCH
(BOX OF 4)



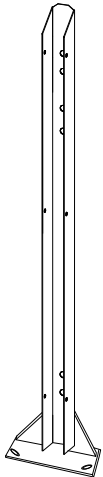
2010320-4
PLASTIC QUICK LATCH (BOX OF 4)



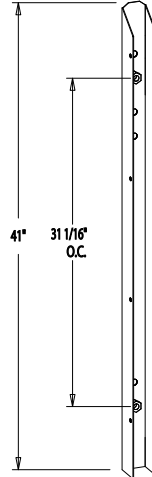
2010350-4
GALV. FLIPPER LATCH
(BOX OF 4)



2013336PL
SS CHANNEL 41" LG.
C/W PLATE



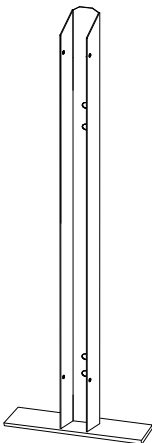
2013336SW
SS SWING CHANNEL
41 1/4" LG. (31 1/16" OC NUT)



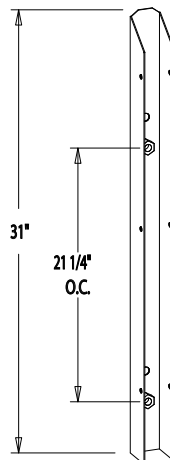
2013336
SS WALL CHANNEL
41" LG. (29" OC)



2013329PL
SS CHANNEL 31" LG.
C/W PLATE



2013329SW
SS SWING CHANNEL
31" LG. (21 1/4" OC NUT)



2013329
SS WALL CHANNEL
31" LG. (19" OC)

