

DSQ-B SERIES

Backward Inclined Belt Drive Square Inline Blowers



UNIT WITH MOTOR COVER REMOVED.

FEATURES

- Available in 10" to 27" sizes.
- Heavy duty, non-overloading backward inclined wheel.
- Pivoted motor mounting base for convenient belt tension adjustment.
- Air handler pillow block bearings mounted on rigid angle iron frame.
- Leak proof access panels with gasket.
- Angle iron mounting lugs can be relocated for base or suspension mounting or positioning motor on the top, side or bottom of blower.
- For side discharge simply re-locate the side panel to the normal discharge opening.
- Motor cover supplied.
- Junction box.

MOTORS & DRIVES

AVAILABLE WITH MOTORS & DRIVES FACTORY INSTALLED. CONSULT OUR DELAIR FAN SELECTION SOFTWARE FOR DETAILS.



PERFORMANCE SPECIFICATIONS

MODEL	TYPICAL MAXIMUM CFM @ SP																Min HP	Max HP
	1/2" SP				1" SP				1 1/2" SP				2" SP					
	CFM	BHP	FEI	FEPact (kw)	CFM	BHP	FEI	FEPact (kw)	CFM	BHP	FEI	FEPact (kw)	CFM	BHP	FEI	FEPact (kw)		
DSQ-B-10	1700	0.87	0.58	0.87	1500	0.96	0.68	0.95	1300	0.96	0.78	0.95	1100	1	0.81	0.98	1/4	1
DSQ-B-12	2700	1.33	0.57	1.27	2400	1.31	0.74	1.25	2100	1.29	0.87	1.23	1900	1.4	0.91	1.33	1/4	1 1/2
DSQ-B-13	3100	1.4	0.61	1.33	2800	1.47	0.76	1.39	2400	1.42	0.88	1.35	2000	1.44	0.92	1.37	1/3	1 1/2
DSQ-B-15	4000	1.93	0.56	1.79	3600	1.96	0.72	1.81	3200	1.99	0.83	1.84	2600	1.88	0.89	1.74	1/3	2
DSQ-B-16	5400	2.55	0.57	2.31	5000	2.68	0.73	2.43	4600	2.8	0.84	2.53	4000	2.71	0.93	2.45	1/3	3
DSQ-B-18	6000	2.46	0.64	2.24	5600	2.74	0.78	2.48	5000	2.75	0.91	2.48	4400	2.76	0.99	2.49	1/2	3
DSQ-B-20	7200	2.94	0.63	2.65	6400	2.97	0.81	2.67	5600	2.99	0.92	2.69	4600	2.9	0.98	2.61	1/2	3
DSQ-B-22	9500	4.22	0.59	3.72	9000	4.6	0.74	4.04	8300	4.8	0.86	4.21	7500	4.89	0.94	4.28	3/4	5
DSQ-B-24	12500	6.32	0.52	5.48	12000	6.9	0.66	5.96	11200	7.12	0.78	6.14	10500	7.48	0.87	6.44	1	7 1/2
DSQ-B-27	14500	6.81	0.55	5.88	13500	7.06	0.72	6.09	12500	7.36	0.83	6.34	11000	7.16	0.93	6.17	1	7 1/2

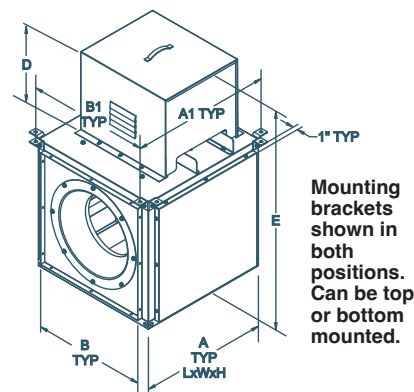
Power rating (BHP) does not include transmission losses. Performance certified is for installation type B - Free inlet, Ducted Outlet. Performance ratings do not include the effects of appurtenances (accessories).

FOR FAN CURVES & FULL PERFORMANCE DATA, CONSULT OUR DELAIR SOFTWARE.

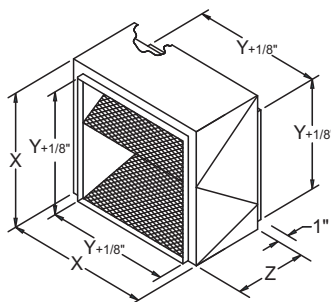
WWW.CANARM.COM/DELAIR

DIMENSIONS

DSQ-B BELT DRIVE BACKWARD INCLINED SQUARE INLINE BLOWER							
MODEL	L" X W X H	INLET/OUTLET	MOUNTING BRACKET HOLES		MOTOR ENCLOSURE		WEIGHT (lbs) without motor
	A	B	A1	B1	D	E	
DSQ-B-10	20 1/16"L X 16 1/16"W X 16 1/16"H	14"	20 9/13"L X 18 9/16"W X 18 9/16"H	19"L X 15"W X 15"H	15 1/4"	34 5/16"	62
*NOTE: With the exception of DSQ-B-10, all models are cubes (DSQ-B-10 has extended length)							
DSQ-B-12	20 1/16"	17"	22 9/16"	18 3/4"	15 1/4"	35 5/16"	73
DSQ-B-13	22 1/16"	18 3/4"	24 9/16"	20 3/4"	15 1/4"	37 5/16"	85
DSQ-B-15	24 9/16"	20 7/8"	27"	23"	15 1/4"	39 13/16"	95
DSQ-B-16	26 1/16"	23"	28 9/16"	24 3/4"	16 3/4"	42 13/16"	123
DSQ-B-18	28 11/16"	25 3/8"	31 3/16"	27 1/8"	16 3/4"	45 7/16"	140
DSQ-B-20	31 7/16"	27 3/4"	33 7/8"	29 7/8"	16 3/4"	48 3/16"	165
DSQ-B-22	34 1/16"	31"	36 9/16"	32 3/4"	21 3/4"	55 13/16"	211
DSQ-B-24	37 9/16"	34"	40"	36"	21 3/4"	59 5/16"	241
DSQ-B-27	41 3/8"	37 1/2"	43 13/16"	39 5/16"	21 3/4"	63 1/8"	280



F-DSQ FILTER SECTION					
MODEL	X	Y	Z	FILTER FACTOR	UNIT WEIGHT(LBS)
F-DSQ-10	20 1/16"L X 16 1/16"W X 16 1/16"H	14"	6"	7.085	10
F-DSQ-12	20 1/16"	17"	6"	3.069	13
F-DSQ-13	22 1/16"	18 3/4"	6"	2.184	15
F-DSQ-15	24 9/16"	20 7/8"	14"	0.762	26
F-DSQ-16	26 1/16"	23"	14"	0.630	27
F-DSQ-18	28 11/16"	25 3/8"	14"	0.463	30
F-DSQ-20	31 7/16"	27 3/4"	14"	0.346	33
F-DSQ-22	34 1/16"	31"	20"	0.182	57
F-DSQ-24	37 9/16"	34"	20"	0.134	64
F-DSQ-27	41 3/8"	37 1/2"	20"	0.100	71




ACCESSORIES

- F-DSQ Filter section with 'V' bank 1" aluminum filters. (Filter rack will accept customer supplied 2" filters).
- Suspension or base mount vibration isolators.

RELATED MODEL

GSQ-D
Backward Inclined Direct Drive Square Inline Blower



Filter Resistance = Filter Factor x CFM² x 10⁻⁸ in. wg